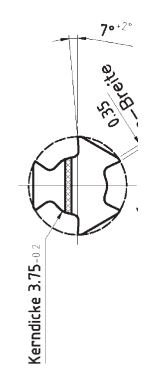
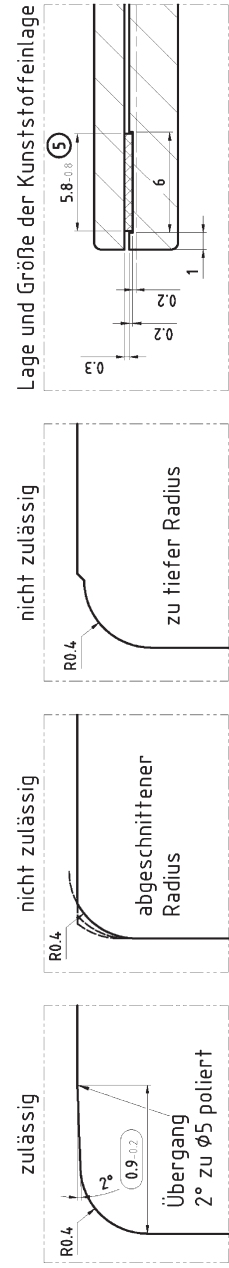
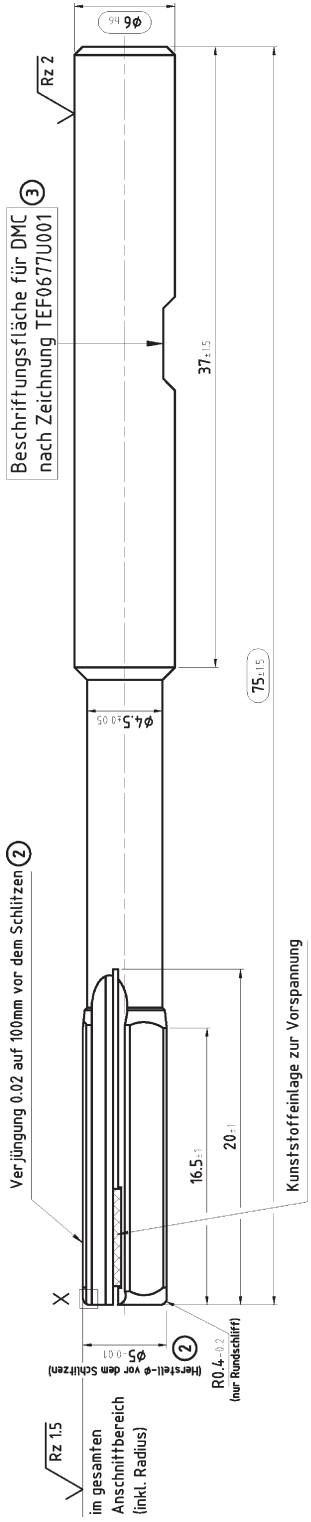


NOM TOLERANCED DIMENSIONS	
0.5 + 3 + 6 + 30 + 120 + 400	
-3 -6 -30 -120 -400 1000	
± 0.1 ± 0.2 ± 0.3 ± 0.5 ± 0.8	
RADI (CHAMFERS)	
+ 0.2 + 0.5 + 1 + 1 + 1 + 1	
Winkel, Masse der kürzeren Strecke ANGLES: DIR. OF THE SHORTER SIDE	
± 10 ... 5.0 ... 12.0 ... 4.00	
± 1° ± 30' ± 20' ± 10' ± 5'	
Form- und Lagertoleranzen TOLERANCES OF FORM AND POSITION	
ISO 2768-mS (ISO 1927)	
Stoffe entsprechen NZ 560	
MATERIALE CORRESPOND: TO 102589	

Ø5.04^{+0.01} Vorspann-Ø nach Montage der Kunststoffeinlage



links- und rechtsschneidend
gerade genutet
gehärtet 65HRC±1
TIN-beschichtet
Blickle Art-Nr.: ähnl. SHRZ1028
Allgemeintoleranz
ISO 2768-m K-E
Oberfläche DIN ISO 1307